

TMA Must Collection 2017

Technical Instructions | TMA Must Collection 2017

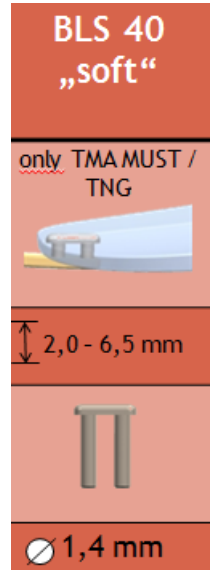
Titan Minimal Art Must 2017 - Glazing

Frame is designed with 5.0 base curve

Other lens base curves can be used and will require bridge adjustment

Recommended lenses are High Index 1.60, 1.67, Polycarbonate and Trivex

Use Silhouette mounting plier with blue tip and BLS 40 mounting sleeve



OMA shape files and drill coordinates are available at www.silhouettelab.com

Patterns are available from customer service at 800-223-0180

Titan Minimal Art Must 2017 | Inclination



1. Open the temple.
2. Hold lens mounting firmly with the mounting pliers.
3. Hold end piece firmly and adjust inclination into the required position.

Titan Minimal Art Must 2017 | Enlarging temple opening



Hold lens fixation firmly with your fingers and use the red multi-tool to enlarge the temple opening

Titan Minimal Art Must 2017 | Reducing temple opening



Hold lens fixation firmly with your fingers and use the red multi-tool to reduce the temple opening.

Titan Minimal Art 2017 | Adjustment



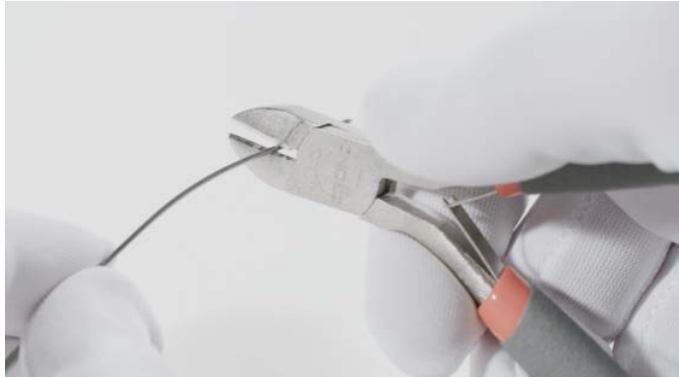
Adjust the temple to the ear shape with large curves. During temple end adjusting do not put pressure on the temple tip!

Titan Minimal Art Must 2017 | Temple shortening



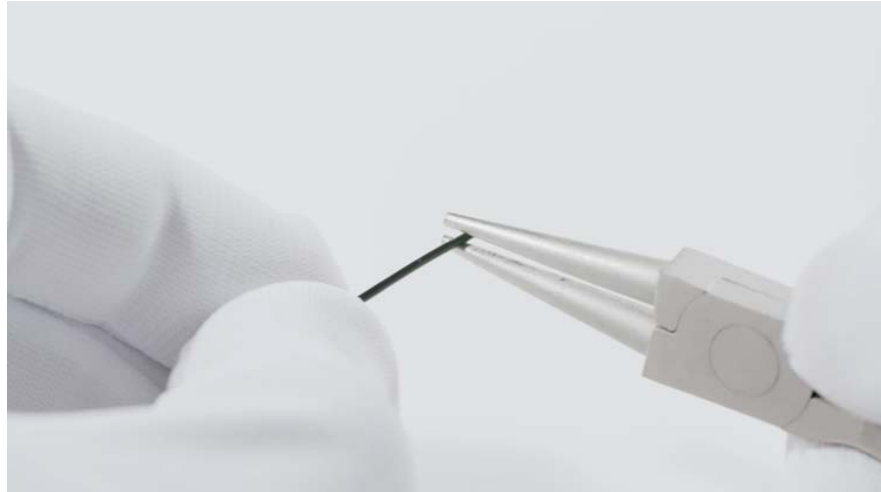
Pull off temple end

Titan Minimal Art Must 2017 | Temple shortening



1. Shorten titanium wire with metal-diagonal cutter
2. File down sharp edges and burrs to ensure temple tip can be reinstalled properly

Titan Minimal Art Must 2017 | Temple shortening



Squeeze titanium wire with round pliers at the very end to recreate the locking mechanism.

Silhouette®

AUTHENTIC EYEWEAR. SINCE 1964.